



THE TORCHLIGHTERS

HEROES OF THE FAITH

Student Handouts for

The Amy Carmichael Story

From Christian History Institute

S T U D E N T



Table of Contents


| | |
|--|-------|
| <i>Popular Idols</i> | 3 |
| <i>Dig into the Story!</i> | 4 |
| <i>Dig Deeper</i> | 5 |
| <i>In Amy's Words</i> | 6 |
| <i>Adoption Interview</i> | 7 |
| <i>What's in a Name?</i> | 8 |
| <i>Floating Lotus Flower Craft</i> | 9 |
| <i>She Was All Light!</i> | 10 |
| <i>Story Mix-Up</i> | 11 |
| <i>Color the Scene</i> | 12-16 |

NOTE: Answer key for selected pages is on page 22 of the Leader's Guide.



Popular Idols

Lots of things can become idols in our lives. Which of the following are important to you? How would you know if any are becoming an idol, or something you hold as more important than God? How can you keep them from becoming idols?





Dig into the Story!

Questions to get you thinking and talking about Amy Carmichael

1. *Amy Carmichael wanted to teach the people of India about Jesus. What obstacles did she encounter? How did she work to overcome them?*
2. *“Children tie the feet” was an Indian saying. What does this mean? Did Amy find this to be true?*
3. *Preena's mother made the very difficult choice to dedicate her daughter to the temple. Why did she do this?*
4. *Describe the difference between the gods of the Indian temple and the God of the Bible.*
5. *The Starry Cluster gave up their jewelry at one point in the story. Why? How did this decision help them to witness better to the people? What “status symbols” are important in your social circle? Do these items help you or hinder you in sharing Jesus' love with others?*
6. *As a young girl in Ireland Amy was already involved in God's work and was in tune with His voice and calling on her life. She was keenly aware of the injustice around her and worked to help those who were less fortunate. Are there ways you can begin now to prepare for the calling God has for your life?*





























Dig Deeper

Thinking through some tough issues

1. *The members of the “Starry Cluster” were not considered very valuable in their society. One was missing an arm and one was a widow. Amy helped them to see their value in God's kingdom. Who are considered “less valuable” people in your school or community? How can you see past apparent weaknesses and see them as valuable in God's Kingdom?*
2. *Before Preena had a real understanding of God, He was working in her life and led her to freedom. Have you seen this concept at work in your own life or the lives of others?*
3. *Amy Carmichael went against the customs of her day when she chose to forego marriage and a family in order to be fully available for mission work. How did God reward her choice? Have you ever given up something you valued, only to find that God had something better in mind for you?*
4. *The people of India had a very strong “caste” system. As a foreigner, Amy was considered “untouchable.” How did this system impact her ministry? Can you think of people in our society who might be considered “untouchable”?*
5. *Many people around the world believe strongly in gods who are not the God of the Bible. How can you show respect for their deeply held beliefs, even as you share the truth of the Gospel of Jesus?*

Use the code at the bottom of the page to solve the puzzle and uncover one of Amy's most famous sayings:

| | | | | | | | | | | | | |
|---|---|---|---|---|---|---|---|--|---|---|---|---|
|  |  |  |  |  |  |  |  |  |  |  |  |  |
| <i>a</i> | <i>b</i> | <i>c</i> | <i>d</i> | <i>e</i> | <i>f</i> | <i>g</i> | <i>h</i> | <i>i</i> | <i>j</i> | <i>k</i> | <i>l</i> | <i>m</i> |
|  |  |  |  |  |  |  |  |  |  |  |  |  |
| <i>n</i> | <i>o</i> | <i>p</i> | <i>q</i> | <i>r</i> | <i>s</i> | <i>t</i> | <i>u</i> | <i>v</i> | <i>w</i> | <i>x</i> | <i>y</i> | <i>z</i> |



Adoption Interview

Invite someone who has experience in adoption to share their experiences with your class. This could be someone who has adopted a child or someone who is adopted. Use the following questions to help get the discussion flowing.

1. *Can you tell us some of your story of adoption?*
2. *How did you choose the child you were going to adopt? OR How does it feel knowing your parents chose to open their hearts and home to you?*
3. *How has your life been changed by adoption?*
4. *What challenges do adoptive parents face? What challenges do adopted children face?*
5. *What unique joys does adoption bring to you?*
6. *How can others support or help adopted children and parents in their journey?*
7. *Do you recommend adoption to others? What advice do you have?*



What's in a Name?

Write your name here: _____

What does your name mean? _____

If you could choose another name, what would it be?

What name would you choose to represent your faith to the world?

Look up Ephesians 3:14-15. Rewrite it in your own words:

God wants to include you in His family! He wants to adopt you as His own and give you a new name! Unscramble the following letters to find out the name He wants to give you:

tsirhinca _ _ _ _ _



Floating Lotus Flower Craft

The Lotus flower is the national flower of India. The beauty of the flower stands in contrast to the mud in which it grows. Amy thought children were beautiful like Lotus Flowers. Here's how to make your own unique floating lotus flower:



1. Draw an eight-inch circle on an old file folder. Inside this circle, draw a five-inch circle. Sketch pointy "lotus petals" between the two circles. Use scissors to cut out the flower. This will be your "base" petals. Color the petals on both sides heavily with crayons, if you want your finished flower to be water-proof.
2. Curl the petals of your base upwards, by wrapping them around a crayon or pencil.
3. Make two more petal forms in the same way. One will be a seven-inch circle, with a four-inch center and the last will be a six-inch circle with a three inch center. Draw petals and cut these two layers out. Color with crayon or with washable markers on both sides. Roll these petals upwards too.
4. Glue the three petal layers together with the smallest one on top.
5. Decorate two round coffee filters with washable markers. Cover your work area and lightly spray these with water to blend the colors. Lay one filter on top of the other and crinkle them together to create a colorful center for your flower. Glue this in place. Alternate idea: Write your name in the center of the flower.

NOTE REGARDING SCISSORS: The cutting edges of scissors are sharp and care should be taken whenever cutting or handling. Blunt-tip scissors should be used only by children 4 years and older. Pointed-tip scissors should be used only by children 6 years and older.

Visit www.Crayola.com for many more fun and easy craft ideas.

© 2000 - 2007 Crayola, LLC



She Was All Light!

After meeting Amy, Preena went back to the temple and told her friend, "She was all light ... like the sun." Find out where Amy's light came from by adding the vowels to the following promise from Scripture. Need help? Look up Psalm 37:5-6:

C_mm_t y_r w_y t_ th_

L_rd; tr_st _n H_m _nd H_

w_ll d_ th_s: H_ w_ll m_k_

y_r r_gh_t _ _sn_ss sh_n_

l_k_ th_ d_wn, th_ j_st_c_

_f y_r c_ _se l_k_ th_

n_ _nd_y s_n.



Story Mix-Up

*These pictures of Amy's story are all mixed up.
Number the pictures in the correct order.*



Preena escapes and searches for Amy.



When she tries to escape, Preena meets Amy.



Arulai and Arul Dasan want to learn more about faith.



Preena's mother takes her to the temple.



Preena prays to the God of the Light.



Amy brings many children into her care.



Amy wears a Sari in order to fit in better.



Amy prays for the children.



Color the Scene #1



“Those who are wise will shine like the brightness of the heavens, and those who lead many to righteousness, like the stars for ever and ever.” Daniel 12:3



Color the Scene #2



“Shine like stars in the universe as you hold out the word of life.” Philippians 2:15b-16a



Color the Scene #3



“For it is by grace you have been saved, through faith.” Ephesians 2:8a



Color the Scene #4



“God decided in advance to adopt us into his own family by bringing us to himself through Jesus Christ. This is what he wanted to do, and it gave him great pleasure.” Ephesians 1:5, NLT



Color the Scene #5



“Children are a gift from the LORD; they are a reward from him.” Psalm 127:3 (NLT)