

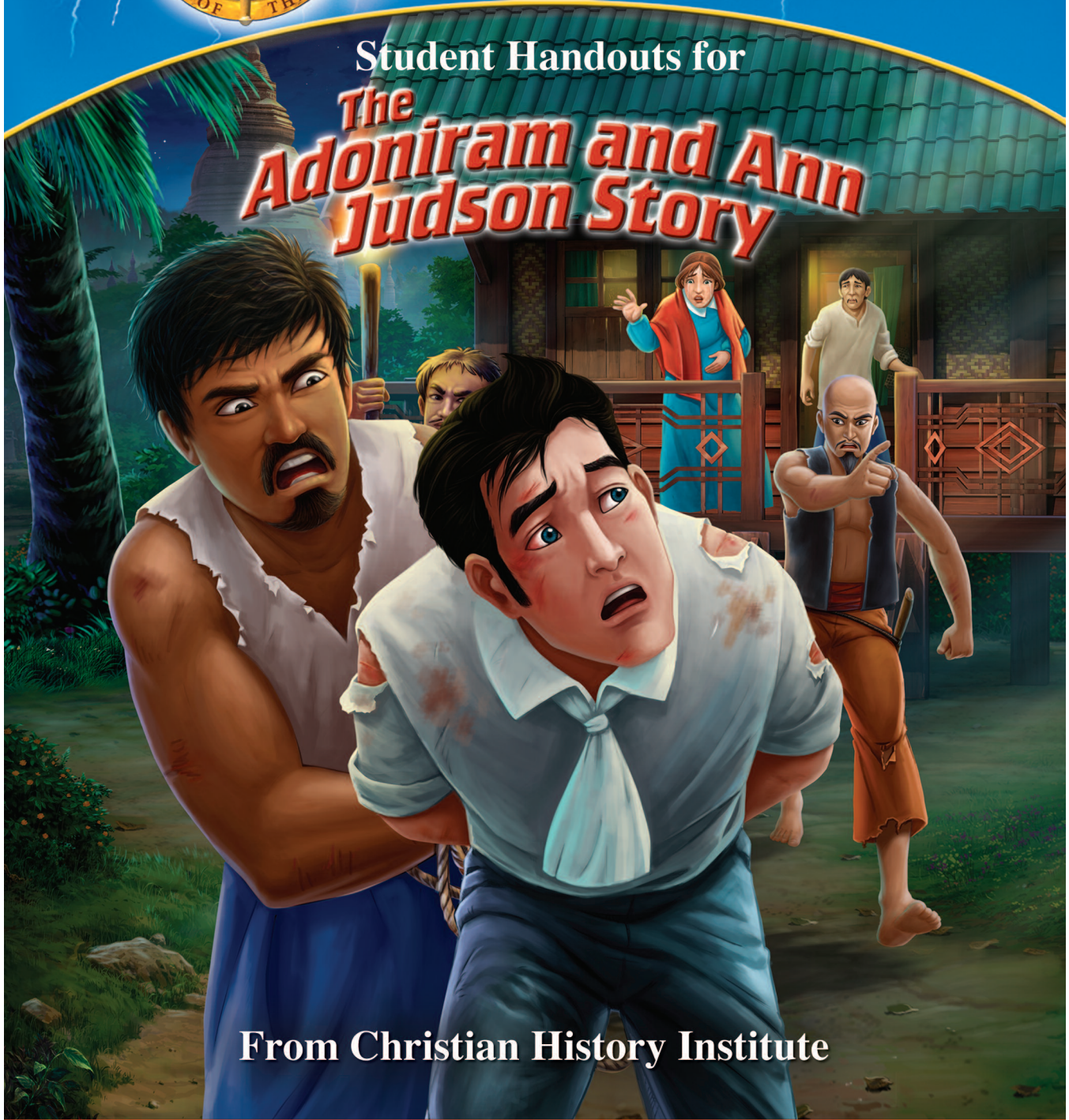


THE TORCHLIGHTERS

HEROES OF THE FAITH

Student Handouts for

The Adoniram and Ann Judson Story



From Christian History Institute

S T U D E N T



Table of Contents

Burma (Myanmar) Word Search	3-4
Jesus Fish Acrostic	5-6
Dig into the Story!	7
Dig Deeper	8
Story Mix-Up	9
Every Day Missionary Interview	10
Ordinary People, Extraordinary God	11
Gold Leaf Prayer Box	12
Decode the Quote by Ann Judson	13
Burmese Mango Cake Recipe	14
Paper Zayat	15-16
Encourage a Fisher of Men	17-18
What Is Thingyan?	19
Color the Scene	20-23

NOTE: Answer key for selected pages is on p. 22 of the Leader's Guide.



Burma (Myanmar) Word Search

Check out these facts about the country of Burma and then find the key words in bold in the word search on the next page!

Burma was renamed **Myanmar** after an oppressive military government took over in 1962. In 2016 the government changed peacefully to a constitutional republic. Both names are officially recognized.

Burma is a tropical country with diverse plant and animal life. Favorite fruits include mango, **guava**, **lychee** and watermelon.

Both men and women can wear the **longyi** (pronounced LOONG-jee)—a long piece of cloth wrapped around the waist and worn with a shirt.

Thanaka is a paste or powder made from tree bark that women and children wear on their faces as makeup, sunblock, or face paint.

There are many different people groups in Burma, including the Burmese, **Shan**, Karen, **Rakhine**, **Kachin**, **Lisu**, Chin, and Mon. Each group has its own customs. Many of the **Karen** people are Christians today due to **Adoniram Judson's** missionary journeys to the jungles of Burma.

Burma's main religion is **Buddhism**. The country is covered in **stupas** (buildings that hold Buddhist **relics**) and **pagodas** (towers with religious importance). The nation's Buddhists worship at these buildings.

Buddhist **monks** are men who devote themselves to following the teachings of **Buddha** by living together in a **monastery**. Women devotees are called Buddhist nuns.

A traditional instrument is called the **saung**. It is a harp shaped like a boat.



Burma (Myanmar) Word Search

Q W A L V G J L B G I A J P X C M F D L B G Q L U
J B E T K P Y Y Y R L Q F A B Z S Y S W I U T A X
O N R D J C O B M Y C Y V O X F I G O G I U R U F
I B C C H V P W A P W I Z Z D P H B B C K W K M B
R Y R E T S A N O M Q D A F G M D W I H S I S F A
D A E R U Z R K I J P O A X F N D M H K I I Z E U
Z C K S Z A Y W P H S K N O M E U T A B U D D H A
Q Z I H M C W W W C C E N N M K B A W R R Y J B W
C L P N I B U Q H F I A G T B N R T S K I O O K V
H R A J F N Q Q K Y M F K S I T N Z I J V N T E Q
W Y G E L M E A M C P M N I J C A W T H V R O Y D
M C O M U A R K Z H T V F L D M D H T E Q J Z D J
P D D G L E G V L B W R X X S B H I Y G N O L S A
C D A T N G S T S B K S L K Y B Z S G B P V T Y O
I S S F N H I B G S N A G P A X C L U B U L N H B
Z G D J M L R R E Y Q P V C F I Y X A X X V M T A
U B T W A F H T N B G U Z N L R X N V N C T B W F
A R Y J T H A N A K A T S E F X G Y A B W Y M U X
K Q I S Z F Y C H L A S R C D C H X D B O M I C W
S L H V M S J K S P Y Z P G I C K L F I H E Z J G

BURMA
MYANMAR
GUAVA
LYCHEE
LONGYI
THANAKA
SHAN

RAKHINE
KACHIN
LISU
KAREN
ADONIRAM
BUDDHISM
STUPAS

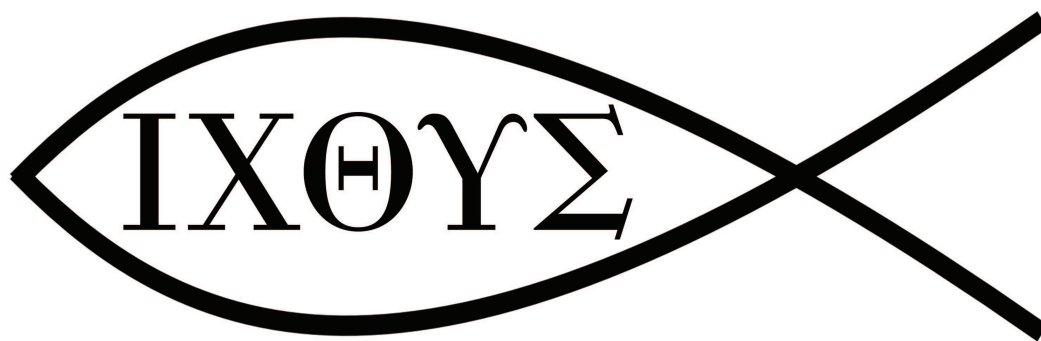
RELICS
PAGODAS
MONKS
BUDDHA
MONASTERY
SAUNG




Jesus Fish Acrostic


In the days after Jesus returned to heaven, many people began to believe and follow him. But as this group of believers grew, so did persecution. One way that these new Christians (known as followers of the Way) could seek out other followers safely was through something we know as the Jesus fish symbol. Old stories tell us that when Christians would meet a stranger, they would draw one side of the fish symbol. If the stranger completed the fish, they would know they were with a believer! The Greek word for fish, Ichthys, also spelled out in acronym form what Christians then (and now!) believe about Jesus.

Instructions: On the next page, make some guesses about what each letter might stand for. Fill in the blanks under your teacher's direction!







_____ (Iesous)




_____ (Christos)



_____ (Theou)



_____ (Yios)



_____ (Soter)



Dig into the Story!

Questions to get you talking and thinking after you watch
The Adoniram and Ann Judson Story.

1. What obstacles did Adoniram and Ann Judson face?
2. What did the Judsons do when they were not permitted to stay in India?
3. How did the Judsons share the Gospel in Burma?
4. How can you share the Gospel in your own town?
5. What danger did the fisherman face when he declared his faith in Jesus?
6. Can you think of someone who is not a believer? What fears might they have about Christianity?
7. How did the fisherman's life change after he believed?
8. What important role did he play in the work of reaching the Burmese?
9. Have you ever thought you were too young or inexperienced to be a missionary? How do you feel now?



Dig Deeper

Thinking through tough issues

1. Despite the Judsons' hard work of teaching and sharing Jesus with the Burmese people, it took six years for the first person to believe. Have you ever prayed for someone for a long time and did not get an answer right away? How did you feel?
2. The Judsons faced many hardships in Burma. They lost their babies to sickness, and Ann died there as well. By the time Adoniram died, there were over 8,000 believers in Burma. Did God bless the Judsons? Why or why not?
3. 2 Corinthians 4:18 says, "So we fix our eyes not on what is seen, but on what is unseen. For what is seen is temporary, but what is unseen is eternal." How does this verse relate to the story of Ann and Adoniram?
4. Many of the people of Burma/Myanmar are still Buddhists today and do not worship the God of the Bible. How do we effectively and lovingly share the Gospel with those whose beliefs are so different from ours?
5. In many countries in East Asia, Christianity is seen as a religion of the West and is rejected for cultural reasons. How is belief in Jesus counter-cultural everywhere? What evidence do we have that God's Kingdom is for all peoples?



Story Mix-Up

These pictures of Adoniram and Ann's story are all mixed up.
Number the pictures in the correct order.



Adoniram begins to translate
the Bible into Burmese.



The Judsons go to Burma,
despite the danger.



Maung Ing saves the Burmese
Bible translation.



Adoniram baptizes Maung Ing.



Buddhist Monks confront Adoniram's
teachings about Jesus.



Ann visits Adoniram in prison.



Adoniram is arrested.



Dr. Price and Adoniram seek the king's
permission to tell the Burmese about Jesus.



Every Day Missionary Interview

What do you think of when you hear the word “missionary”? Most of us imagine Christians in far off or even dangerous places sharing God’s Word. While not everyone can go to another country, all of us can be Jesus’ witnesses wherever we are. Today, our special guest will share more about what that means. Ask the questions below to learn what it looks like to be an Every Day Missionary.

1. Tell us about yourself and your work.
2. Do I need to be a part of a special club or go far away to share the good news about Jesus with others? Why or why not?
3. What are some ways you share Jesus as a part of your daily life?
4. Is being an “Every Day Missionary” just about telling others the Gospel? How else do you minister to people who don’t know Jesus?
5. What does the Bible say about being a missionary? Who are the people I should be a witness to?
6. Additional questions:



Ordinary People, Extraordinary God

Directions:

Use these Scripture references to match up the names of the biblical characters with the descriptions of who they were and how God used them.

1 Samuel 16:6-13

Judges 6:11-16

John 4:1-39

Ruth 1:15-18; Matthew 1:1;5

Acts 9:1-31

Matthew 27:69-75; John 21:15-19

Esther 4-5

___ Peter

___ Woman at the well

___ David

___ Esther

___ Gideon

___ Paul

___ Ruth

A. A lowly shepherd that God chose to become the king of Israel

B. A timid and unimportant member of the tribe of Manasseh whom God used to save Israel and judge His people

C. A disreputable Samaritan to whom Jesus revealed His identity as Messiah (and the entire Samaritan town believed the Gospel!)

D. A poor, foreign widow whom God added to His people and included in Jesus' royal line

E. A radical Pharisee who oversaw the imprisonment and murder of Christian believers to whom Jesus appeared, changed, and used to spread the Gospel to non-Jews

F. A headstrong and outspoken disciple who denied Jesus; but Jesus used him to build His church

G. A Jew who was chosen to be the queen of a foreign king; used by God to save her people from mass extermination



Gold Leaf Prayer Box

In Burma/Myanmar, Buddhist worshippers will often cover statues of Buddha in thin sheets of gold, hoping that they will receive spiritual rewards for their offering. So much gold covers the Buddhas in shrines around the country that they have become completely unrecognizable!

But God gives us a treasure even greater than gold! Jesus says in Matthew 13 that the kingdom of heaven is like “hidden treasure” or a “pearl of great value.” We can have this kingdom, greater than all the money the world has to offer, through trust in Jesus Christ as our Savior.



Wikipedia Commons

A statue of Buddha covered in gold leaf.

Complete this craft to remind yourself of our most precious treasure, and fill it with your prayers for those who still don't know Jesus as their saving King.

SUPPLIES:

Scissors

Small, sturdy, rectangular box (any material, from cardboard to wood to glass, should work!)

Gold foil, available at craft stores

Mod Podge® or similar craft glue

Foam paint brush

Popsicle stick

Gemstone decorations (optional)

NOTE: Gold leaf paint may also be used.

INSTRUCTIONS:

1. Cut the gold foil sheet to size for each side of your box (make sure to cut one for the top if your box has a lid).
2. Using the foam brush, apply a thin coat of Mod Podge® to the foil and carefully place foil on each side of the box.
3. Smooth any air bubbles with the popsicle stick and trim or overlay excess foil.
4. Apply thin layer of Mod Podge® over the foil.
5. When the box is completely dry, add a second layer of Mod Podge®.
6. Decorate with gemstones if desired.
7. Write your prayers on small pieces of paper to keep inside!



Decode the Quote by Ann Judson

Use the key below to decode
the following quotation from Ann Judson.



























“

_____ / _____
                  

_____ ; _____
                   

_____ / _____
                  

_____ . _____
              

												
a	b	c	d	e	f	g	h	i	j	k	l	m
												
n	o	p	q	r	s	t	u	v	w	x	y	z



Burmese Mango Cake Recipe

Burma is a country with a tropical climate, which means fruit and vegetables grow abundantly there! Mangoes in particular are a favorite fruit, and the whole mango tree is often used in a variety of dishes. Try this mango cake at home to get a taste of life in Burma.

Ingredients:

- 2 c. flour
- 1 c. sugar
- ½ c. brown sugar
- 1 c. mango
- 1 c. crushed pineapple
- ¼ c. chopped canned/fresh (not dried!) papaya spears
- ¼ c. raisins
- 2 tsp. baking powder
- 1 tsp. baking soda
- 2 tsp. ground cinnamon
- 1 c. oil
- 3 tsp. vanilla
- 3 eggs



Directions:

Preheat oven at 350 degrees. Grease and flour a 13 x 9 inch baking pan. Mash mango in a blender or food processor.

Mix flour, cinnamon, baking powder, and baking soda in a medium-sized bowl and set aside. In a large mixing bowl, mix oil, vanilla, and eggs. Add sugar and brown sugar. Add flour mixture a little at a time until blended. Stir in mashed mango, crushed pineapple, chopped papaya, and raisins.

Pour mixture into the cake pan and bake for an hour or until done (insert a toothpick into center of the cake to check consistency.) Let cool. Glaze or frost if desired.



Paper Zayat

When Ann and Adoniram Judson went to Burma in the 1800s, they did everything they could to share the Gospel. They studied the language every day, worked hard to make friendships with their neighbors, and spoke to all who would listen about Jesus. Adoniram even put on the robes of the religious teachers so that the Burmese would listen, but it seemed like nothing was working! How could they share the good news with people who did not care to hear?

But God had other plans. The Judsons noticed that the Burmese people liked to gather in small huts, called **zayats**, to rest and share the news of the day. They had an idea—why not make a zayat of their own? Adoniram built it along a busy road and called out, “Come, everyone who thirsts for knowledge!”



Drawing of a larger zayat during the Judsons' time.

Many kinds of travelers stopped, and Adoniram shared Jesus with them all. Some of these travelers even believed! The church of Burma was growing!

What are some difficulties you've experienced in sharing the Gospel? Remember, God is the one who changes hearts! Pray for soft hearts and opportunities to share the good news, and make this paper zayat as a reminder.

Supplies:

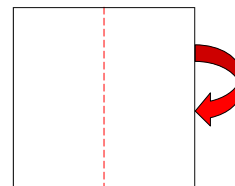
- One square sheet of paper, at least 6 x 6
- Markers or colored pencils

(directions on next page)

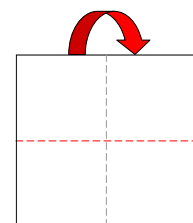


Directions:

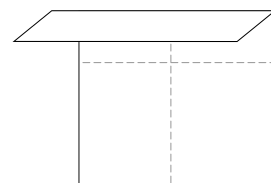
1. Fold the piece of paper in half lengthwise. Unfold it.



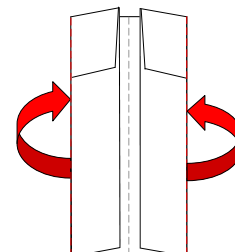
2. Fold the paper in half from top to bottom. Unfold it again.



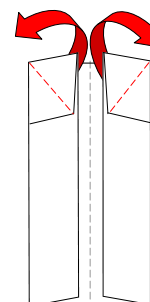
3. Fold the top edge of the paper down to the center line crease (formed when you folded it from top to bottom.) Don't unfold it this time!



4. Turn the paper over. Fold both side edges to the center line and crease them.



5. Fold the upper inside corners of the top flaps down diagonally until they touch the outside edge of the paper. Crease, and then unfold.



6. Put your thumb under one side of the top flap and pull it toward the outside until a triangle is formed. (This will make half the roof.) Repeat with the flap on the other side. Turn the paper over to see the hut!



7. Draw windows, doors, etc. and decorate!



How Can I... Encourage a Fisher of Men?

Here are some ideas to encourage your church's missionaries as they share the Gospel and minister to the needs of the people they meet.

Write a letter

Many times missionaries feel homesick, isolated culturally, and disconnected from the fellowship of other Christians. Receiving letters from familiar people can uplift them!

Here are a few ideas of what you can write:

- Ask questions about their work
- Ask how you can pray for them
- Copy down Bible verses that you have found encouraging in your own life
- Tell them about news in their home town
- Share what you learned about missionaries from the Adoniram and Ann Judson Story
- Send pictures with your letter of you or your group

Host a fundraiser

There are a lot of needs where missionaries go—spiritual, emotional, and physical. Access to basic things like food, clean water, and medicine may be very limited in some parts of the world. Raising money to give to missionaries helps take care of some physical needs and makes it easier to share the Gospel with unreached peoples.

Here are some ways you can raise funds:

- Bake treats and host a bake sale
- Run a donation-based car wash
- Participate in a church-wide yard sale
- Set aside some of your allowance each month for special missions giving

Continued...



Learn about short-term missions trips

Sometimes missionaries can benefit from extra help when there are sudden or pressing needs in the community they're serving. Learn what short-term missions trips are and how they can be useful. Consider some ways you might be able to participate as you get older. What skills or services can you bring that might bless someone else?

What else can I do?

With your group, brainstorm some ways you can encourage your missionaries below:





What Is Thingyan?

In Burma/Myanmar, **Thingyan** is a festival celebrating the beginning of the New Year. The five-day festival usually takes place in mid-April and kicks off the end of the school year. **Thingyan** is best known for **a-kya nei**, or the water festival that happens on the second day of celebrations. During **a-kya nei** everyone has a huge water fight in the streets!

The traditional celebration of **Thingyan** is based off a Buddhist version of a Hindu myth. On **a-kya nei**, many Burmese believe the water battle signifies washing away the sins and bad luck of the past year.

God's Word says that only the blood of Jesus cleanses us from all sin (1 John 1:7). We also picture this truth in the waters of baptism. Pray that the Burmese people will know that only Jesus can wash away their sins!



Burmese people enjoying the water fight!



Color the Scene #1



**Adoniram Judson works into the night
to translate the Bible into Burmese.**




Color the Scene #2



**After many years of sharing the Gospel,
the first Burmese convert is baptized.**



Color the Scene #3



When war with the British breaks out, Adoniram is taken prisoner and accused of being a spy.



Color the Scene #4



**Ann hides the Bible translations in a hard pillow
and takes it to Adoniram in prison.**



Color the Scene #5



Even though all seems lost, the translations are found. Adoniram, Ann and their converts suffered a lot to bring the Gospel to the country of Burma.