

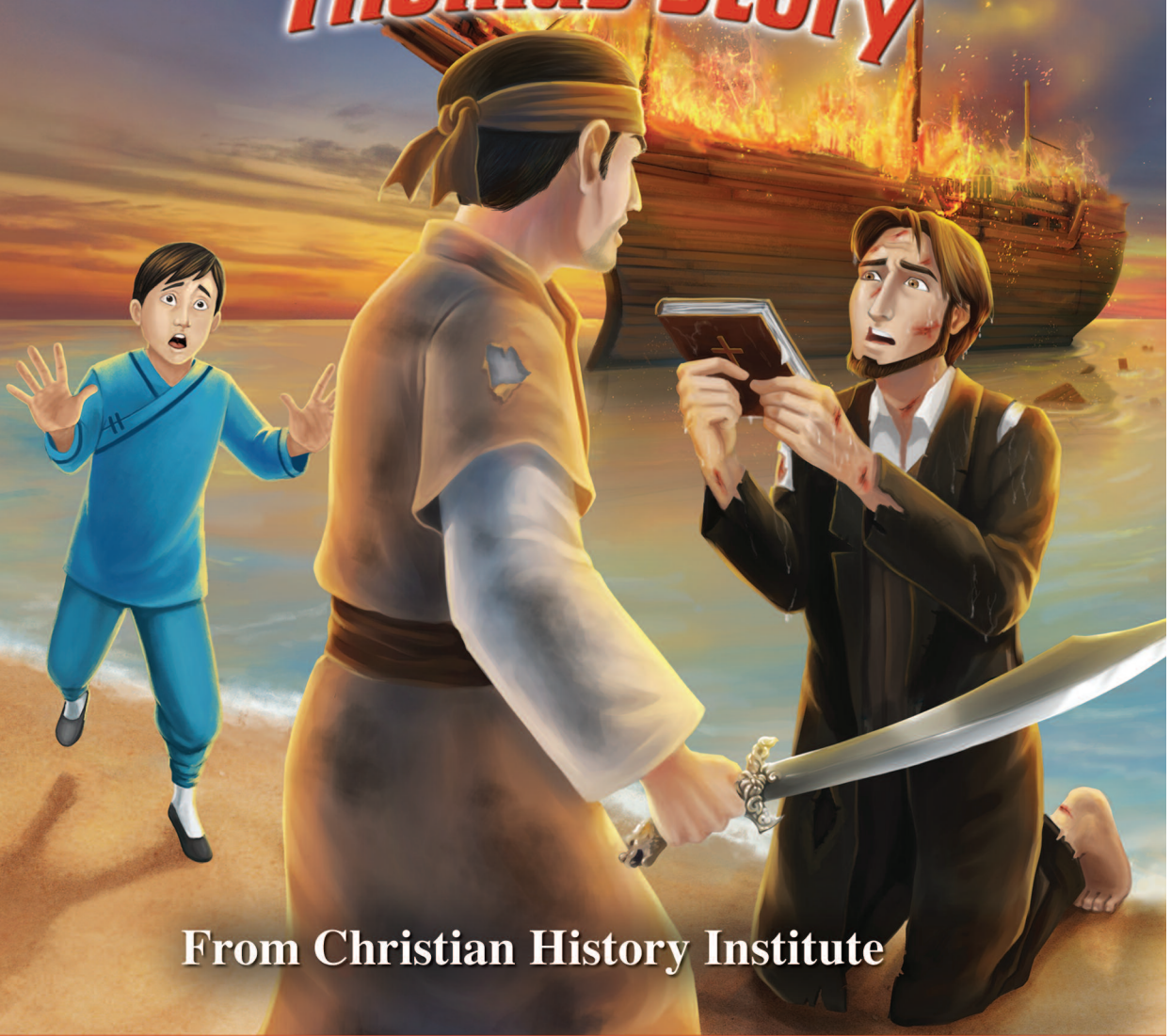


THE TORCHLIGHTERS

HEROES OF THE FAITH

Student Handouts for

The *Robert Jermain Thomas Story*



From Christian History Institute

S T U D E N T



Table of Contents

Wisdom from Ephesians	3
Julie's Story	4-5
Dig into the Story!	6
Dig Deeper	7
Hidden Bible Activity Page	8
Story Mix-Up	9
Lights of the World Interview	10
Who Is the Light?	11
Writing in Korean	12
Bible Rope Keepsake Craft	13-14
Shining Light Candle Craft	15
Skit: "Never Alone"	16-19
Never Alone: Letters to Prisoners	20
Color the Scene	21-24
Korean Dishes	25-27

NOTE: Answer key for selected pages is on page 20 of the Leader's Guide.



Wisdom from Ephesians

Can you decode this puzzle from the Bible?

All the vowels have disappeared. See if you can add them back in!

F_r y__ w_r_ _nc_ d_rkn_ss,
b_t n_w y__ _r_ l_ght
n th L_rd.
L_v_ _s ch_ldr_n _f l_ght.

If you can't find the vowels, Look up Ephesians 5:8 for some help.

Do you like to be in the dark or the light better? Why?

What if you had to live in the darkness all the time?

Read the story on the next page to learn about a girl
from North Korea, a land that is in spiritual darkness.



Julie's Story

Learning About Jesus

Like many people in North Korea, Julie and her parents were often hungry. They moved from place to place searching for food. Sometimes Julie's parents traveled to China to look for ways to make money or to get food.

During one of these trips, Julie's mother learned about Jesus! And her father gave his life to Jesus a year later while he was in China. When he got back home, the family began to worship God secretly. They prayed before going to bed at night and when they got up at dawn. Soon, Julie's parents decided to send her to China to learn more about the Bible from Chinese Christians. While there, Julie gave her life to Christ.



A Hard Time in Prison

Julie returned to North Korea with a Bible and Christian books in her suitcase. Her parents waited for her beside the river that runs between China and North Korea. But as they traveled to their home, the police stopped them. It is illegal to own a Bible in North Korea, so Julie and her parents were taken to jail.

The prison guards questioned them and treated them roughly. They pulled out Julie's hair, and she was very sad about that. But God was with her. He even helped her pray. Julie prayed, "God, thank you. Thank you for giving me salvation." She was amazed that she could thank God in such terrible conditions.

Sometimes North Koreans are sent to prison camps for the rest of their lives if they are caught with a Bible. But even Julie's prison guards were hungry. Julie's parents arranged to sell their house, and they gave the



money to the guards. So Julie was allowed to leave the prison, and her parents' time in prison was shortened.

Back to China

Julie and her two younger siblings tried to cross the river into China at 3 a.m. one winter morning. They held onto the inner tube from a tire to float to the other side. "The water was so freezing cold it felt like knives," said Julie. "We experienced near-death."



After they arrived in China, Julie and her siblings found their way to a shelter for people from North Korea. Christians helped them and gave them food.

"In South Korea, people can go to church whenever they want," said Julie. "In North Korea, I can't go to church even if I want to. North Koreans can go to jail even for just saying the word 'prayer.' I keep asking myself, 'Why can't we believe in God freely in North Korea?'"

"My family lost everything and we don't even have a home in North Korea," Julie continued. "The only thing I have is Jesus. While I am sad that I lost everything, I also have a grateful heart. My vision is to do God's work. I want to share the gospel."



Dig into the Story!

Questions to get you talking and thinking after you watch the Torchlighters Robert Jermain Thomas Story.

1. Why did Governor Park want to keep foreigners out of Korea?
2. What was Robert's plan when he first became a minister?
3. How did God use Robert's gifts for learning different languages?
4. What is the treasure that Robert and other Christians brought to Korea?
5. Why was it so dangerous for Robert to go to Korea?
6. What were some of the ways Robert gave the "treasure" to Koreans secretly?
7. What happened when the ship Robert was on tried to make contact with the Koreans? Was the captain's reaction wrong?
8. What happened to the treasure that Robert brought to Korea?




Dig Deeper

Thinking through tough issues

1. What tragedy caused Robert to abandon his plans for being a missionary? Did he give up on God during this time? How do you know? Have you ever been tempted to give up on God during a rough time?
2. Some people might say that what happened to Robert in Korea was nothing more than a tragic story. Do you think that is true? Why or why not?
3. Robert gave up everything, even his life, to bring the word of God to Korea. How did God's Word act as a light? How did it change Korea?
4. Even today, closed countries like North Korea try very hard to keep the Gospel from reaching their people. How are these countries like the "Hermit Kingdom?" Can you think of new ways to get the message about Jesus into closed countries?
5. Do you think North Korea and other closed nations can ever change? Why or why not?
6. Can you think of people you know who are closed off from the Gospel? How have they become closed off? How might their walls be broken down?



Hidden Bible Activity Page





Story Mix-Up

These pictures of Robert Jermain Thomas's story are all mixed up.
Number the pictures in the correct order.



After Carrie's unexpected death,
Robert works in the customs office.



Robert gives away his last Bible
just before losing his life.



Years later the torn pages of the Bible
are read on the wall.




Robert gives Bibles to Koreans.



The Korean government decrees
that foreigners are not allowed.



Christian Korean fisherman help
Robert sneak Bibles into Korea.



Robert J. Thomas and his wife Carrie
are eager to share the Gospel in China.



Robert brings more Bibles to Korea,
but the ship is attacked.



Lights of the World Interview

What does it mean to let our lights shine? Ask the questions below to find out how Christians live out their faith wherever they are.

1. What do you do for your career?

2. What is your favorite part about what you do? What do you dislike?

3. How do you show others you are a Christian through your work?

4. Is it hard to be a Christian at your job? What are some of the challenges you have to face?

5. Why is it important to let our lights shine at work/school/home?

6. What advice can you give me about living out my faith now?



Who Is the Light?

The Bible tells us who The Light of the world is.

Can you solve this puzzle to find out?

Unscramble the letters and fit them into the spaces.

— — — — —

a a I I o m m h w

Another word for this person is:

— — — — —

A E H H W Y

And still another word is:

— — — — —

e u s J s

Verse references: Exodus 3:14, John 8:58



Writing in Korean

The Korean alphabet, called "Hangul," was invented in 1443.

Hangul has 24 letters and is written from left to right.

How is Korean different from English?

Practice writing Korean left to right with the Bible verse below!



태초에 하나님이 천지를 창조하시

"In the beginning God created
the heavens and the earth."

Genesis 1:1

나라





Bible Rope Keepsake Craft

In the Hermit Kingdom of Korea, it was illegal to own a Bible, and smuggling them into the country was almost impossible. One clever Korean Christian tried something new to get God's Word in: He carefully tore out the pages of his Bible, folded them into narrow strips, and then wove them together into a rope. When he came back into Korea, the guards never thought to check his rope! When he got home, he untied the rope and put his Bible back together. Now he could share the Gospel wherever he went.

Follow the instructions below to braid your very own Bible rope!

Materials:

- Verses on page 14
- Yarn/string
- Keychain clip/ring
- Scotch tape
- Scissors

1. Cut the verses on page 14 into long strips.
2. Tightly roll each individual strip to be as long and thin as possible.
3. Tape the end of each strip down at the edge of your table/work station, one on top of the other.
4. Braid the strips together as tightly as possible.
5. Tie off the end with a piece of yarn/string.
6. Pull the tape up from the other end of the braid, and complete the braid on that end if necessary. Tie it off with another piece of yarn/string.
7. Loop or clip the keychain ring through the yarn/string on one end of the rope.
8. Clip to your backpack or purse to keep with you at all times!

Leader: Using brightly colored paper, handwriting verses on newspaper-weight paper, or using longer sheets can enhance this craft! Be creative!

*“For you were once darkness, but now you are light in the Lord. Live as children of light.”
Ephesians 5:8*

“Your word is a lamp for my feet, and a light on my path.” Psalm 119:105

*“I am the light of the world. Whoever follows me will never walk in darkness,
but will have the light of life.” John 8:12*



Shining Light Candle Craft

When we let our lights shine before other people, we show them the true Light—Jesus! Here is a fun craft to remind you to shine your light!

Materials:

Votive candle holder

Small battery-operated candle

Card stock or construction paper (cut to width and height of votive holder)

Pencil

Toothpick

Tape

1. Cut your paper into a rectangle that can fit around the votive holder like a tube. The width of the rectangle will be the same as the height of the candle holder.
2. On your piece of paper, very lightly write "JESUS" in capital letters at least an inch tall. Make sure the letters go across the whole paper!
3. With your toothpick, follow the outline of each letter and poke small holes through the paper about a quarter inch apart.
4. Carefully wrap your paper around the candle holder and tape into place. Make sure the paper is not higher than the glass on the candle.
5. Turn on the candle and turn down the lights!

You should be able to see JESUS shining through the paper on the candle! How is Jesus shining in your life? How about in your family? And how is Jesus shining in your community? Think of someone who could use the light of Jesus. Pray for that person. If possible, give that person the candle you've made as a way of encouragement.



SKIT: "Never Alone"

Characters

Announcer #1

Announcer #2

Announcer #3

Props

Broadcasters' table

Optional: "Microphones," headphones, other accessories

Have announcers practice reading the script below. Then audio record it for a "radio broadcast" or videotape it for a "TV broadcast."

Never Alone: Remembering Persecuted Christians in North Korea and Around the World

Announcer #1: One day, a woman in North Korea named Mrs. Kim stopped by her sister's house. She planned to visit her sister, her sister's husband, and their 10-year-old daughter, Hyun Joo.

Announcer #2: Mrs. Kim had a terrible surprise.

Announcer #3: Hyun Joo and her parents had vanished completely.

Announcer #1: Later, Mrs. Kim found out from a friend what had happened.

Announcer #2: Hyun Joo had done very well on a test at school. The teacher asked her, "How did you get such a good grade on your test?"

Announcer #3: Hyun Joo answered, "By God's grace." She believed in God and trusted Him.



Announcer #1: People in North Korea are not supposed to talk about God. The country's leaders want people to honor them, not God. Government officials punish people who worship God.

Announcer #2: The teacher was angry when Hyun Joo praised God. She dragged the girl out of the classroom. Then the whole family disappeared.

Announcer #3: The government probably took the family away. No one has seen them since.

Announcer #1: Hyun Joo was blessed to live with parents who taught her about Jesus. They shared their faith with their daughter, even though they knew they might be punished if officials found out. Wherever they are now, God is with them. But many people in North Korea have never heard of Jesus.

Announcer #2: Many in North Korea are also very poor. They secretly escape from North Korea to other countries to find food and freedom.

Announcer #3: After they escape, some North Koreans learn about Jesus from Christians in other countries.

Announcer #1: A Christian named Peter visited a group of North Korean children in China. The children sang, "Jesus Loves Me." They prayed before their meal. At bedtime, they read a Bible story.

Announcer #2: But something was wrong.

Announcer #3: They sang, prayed, and read the Bible like robots.

Announcer #1: In North Korea, the government told them what time to get up. They marched to school in step with other children.



Announcer #2: At meals they saluted a photo of their country's leader and thanked him for their food.

Announcer #3: They stayed out of trouble by acting like robots.

Announcer #1: After they escaped from North Korea, they did not know how to stop acting like robots. Some were orphans, and others had left North Korea without their families.

Announcer #2: But they did not cry.

Announcer #3: Peter began to pray for the children out loud. He prayed from his heart, not like a robot.

Announcer #1: "Is it really okay to pray like that?" a small North Korean boy asked. Peter answered, "Yes, of course. God is our Father. We can tell Him anything!"

Announcer #2: Slowly the children began to understand. Then they started to cry. They told God that they were sad and missed their families.

Announcer #3: The children still had more to learn about how to pray to God as their Father. But they began to do much better.

Announcer #1: North Korean Christians are not alone in their struggles. Leaders who do not know Jesus persecute Christians in countries all over the world. Christians are not free to spread the gospel in Saudi Arabia, Afghanistan, Iran, and many other places.

Announcer #2: Jesus said those who are persecuted are blessed.

Announcer #3: Other people notice the joy of the Christians in countries where believers are persecuted. More and more people are becoming Christians in those countries.



Announcer #1: The courage of Christians in North Korea, China, India, and other places where Christians are persecuted can be an example to us. We can be sure God will watch over us in times of trouble when we hear how He strengthens those who are suffering for their faith.

Announcer #2: The stories of persecuted Christians also remind us to pray for them. Hebrews 13:3 tells us to remember those who are mistreated as if we were suffering with them.

Announcer #3: When you go to church, will you pray for Christians in North Korea who can't go to church?

Announcer #1: When you study the Bible, will you remember Christians who don't have a Bible?

Announcer #2: Persecuted Christians are never alone. God is always with them. Pray that they will continue to find their strength in Him.

Go to

www.kidsofcourage.com

for more great skits, stories, games, and ideas!



Never Alone: Letters to Prisoners

There are Christians all over the world who are in prison for their faith. They are kept away from their families, their friends, and their churches. It is difficult to hold on to hope and happiness when they feel so alone, but you can help remind these Christians that they are never alone: God is always with them.



Here are instructions on how YOU can share hope, comfort, and God's light by writing to these Christian prisoners around the world!

1. With your parents' permission, go to http://www.prisoneralert.com/vompw_prisoners.html to choose a prisoner.
2. Have your parent or leader help you pick the words of encouragement you would like to send in the prisoner's native language.
3. Print the letter! Feel free to add a photo of your family/group, decorations, and drawings.
4. Mail to the address given.

Leader: Please refer to http://www.prisoneralert.com/vompw_writing.htm for guidelines on how to carefully write to prisoners.




Color the Scene #1



**Robert sees his dream of bringing the Gospel
to Korean people come true.**



Color the Scene #2



Young Choe is given his first Bible when Robert secretly distributes the Gospel in Korea.



Color the Scene #3



Robert Jermain Thomas gives away his last Bible.



Color the Scene #4



Choe and the wall of scripture that helped him come to Christ proving Robert J. Thomas did not die in vain.



Korean Dishes

Try one or all of these Korean dishes for an authentic cultural experience!

Kimchi

Ingredients:

5 c. cabbage (cut into bite-sized pieces)

5 tsp salt

1 tsp salt

2 tsp sugar

1 tsp crushed red pepper

¼ tsp finely chopped ginger root

1 finely chopped garlic clove

2 finely chopped green onions



Mix the cabbage with 5 tsp of salt and let it stand for 3 hours. Rinse thoroughly and squeeze out excess water. Add additional salt, sugar, red pepper, ginger root, garlic, and onions to cabbage and place in a glass bowl. Cover tightly with plastic wrap and let stand at room temperature for 1 or 2 days. Serve chilled.

Fun fact: Traditionally, Koreans bury kimchi in a hole in the ground by their house for 2 or 3 months before eating it!



Gyeran Jjim (Korean-Style Steamed Eggs)

Ingredients:

2 large eggs

¼ tsp salt

½ c water

½ scallion, chopped

¼ tsp toasted sesame seeds



Combine eggs, salt, and ½ c. of water in a heat-safe bowl. Whisk until combined and foamy. Place the bowl in a pot and fill the pot with hot water, coming halfway up the sides of the bowl. Cover pot with a clear glass lid. Cook over low-medium heat for 12 minutes, keeping water at a gentle simmer. Sprinkle scallions and sesame seeds on top of the eggs and continue to cook for about 3 minutes or until eggs are set. Carefully lift the bowl from the pot and serve!



Yul-lan (Chestnut Cookies)

Ingredients:

- ½ lb chestnuts
- 2 tbsp honey
- 2 tsp honey
- ½ tsp cinnamon
- pinch of salt
- 1 to 2 tbsp pine nuts, chopped
- 1 tsp green tea powder (optional)
- 1 tsp roasted black sesame seeds (optional)



Wash chestnuts in cold water. Put into a small, heavy pot and cover with water. Boil for 15 minutes over medium-high heat. Turn down heat to low and simmer for 10 minutes. Place hot chestnuts in a strainer and rinse under cold running water.

Cut each chestnut in half lengthwise. Scoop out the cooked chestnuts with a small teaspoon and put into a bowl (or mortar). Pound the chestnuts with a pestle until there are no lumps. Put chestnut powder into a wire strainer and push the mixture through it with a wooden spoon into a bowl. You should end up with about 1 ½ cups of a fine powder.

Cook honey, cinnamon, and salt in a small pot over medium heat, stirring the syrup until well mixed. Pour the syrup over the chestnut powder; mix well. Knead by hand into dough and divide into about 12 cookies. Shape each piece into a chestnut-shaped cookie, covering the pieces with plastic wrap as you go so they don't dry out.

Dip the wider end of each cookie into additional honey and then into chopped nuts, green tea, or sesame seeds.

Serve with hot tea!